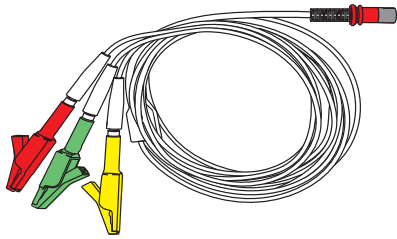
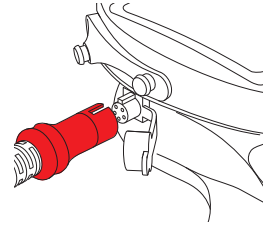


PULSOVET 3000-DS

Recording an ECG Tracing using the 3-lead ECG cable




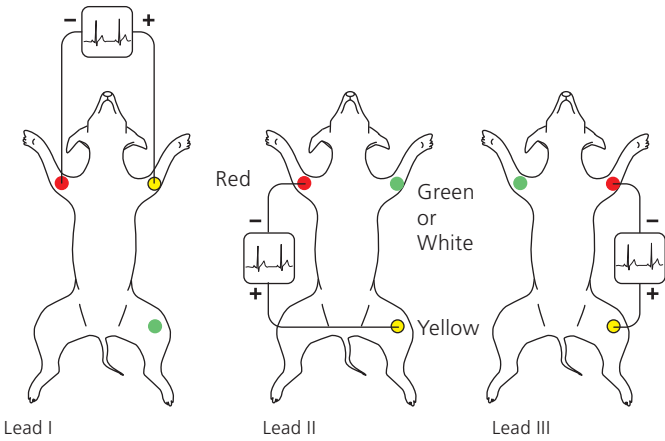
Red: negative
 Yellow: positive
 Green: grounding



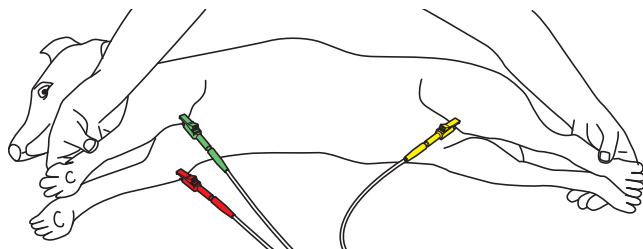
PULSOVET 3-lead ECG cable

Connection of the ECG- cable to the PULSOVET

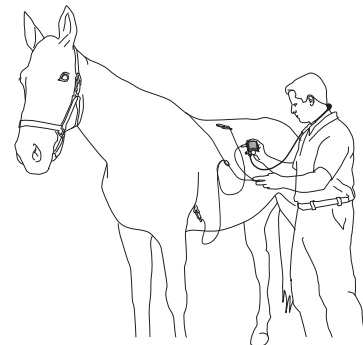
The fur of the animal patient must be moistened with alcohol or water prior to ECG recording,



ECG recording with belts



Right lateral recumbency position for ECG recording



ECG recording with clips