

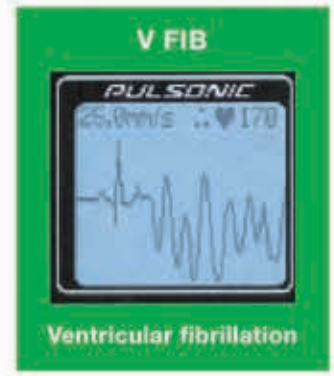

State of the Art Medical Technology
PULSOVET™ 3000-DS



- Exceptional portability permitting omnipresence
- Advanced digital electrocardiograph
- Documentation system
- High-performance mechanical stethoscope



**Pulsonic Technology, solutions for rapid and accurate
assessment of cardiac status in human and veterinary medicine**



Pulsovet 3000-Technical Data

ECG-recording

Via integrated three-point electrodes or with 3-lead patient cable

Lead

Bipolar extremity I, II, III

Heart frequency indication

Numerical 20-350 bpm
Rhythm; pictorial on LCD-Display

Automatic turn-off

After 1 minute of no input
(Demo-Mode manually only)

ECG-Sensitivity

Automatically amplified

Myogram filter

Through software on PC

ECG-amplifier

- Sampling frequency: 256 Hz
- Dynamic range: ± 5 mV
- Frequency response: 0.05/0.5 Hz– 40 Hz (-3 dB) manually selected
- Digital resolution: 12 bit
- Common mode rejection: > 80 dB
- Input Impedance: > 100 MOhms
- Output: via RS 232 interface

Memory (in-unit)

Storage capacity of 16 minutes and 99 patient records

Battery duration

Approx. 120 hours

Batteries

2 pieces, Type AAAA
(Energizer or Duracell)

Environmental

0 °C to 40 °C during operation (32 °F to 104 °F)
-10 °C to 50 °C during storage (14 °F to 122 °F)

Weight

Approx. 195 g

Safety standard

Type B according to IEC 601-1

Subject to technical changes




PC display, monitoring, storage, printing and mailing functions.

Includes:

- PULSOVET software for data transfer to PC
- PC cable
- USB cable
- 3-lead ECG cable with soft clips



Distributed by:



Production & Distribution

ARTIS
MEDICAL GROUP

Grabenstrasse 3
8952 Schlieren
Switzerland

Phone +41-(0)44-272 7503
Fax +41-(0)44-272 7501
Email info@artismedicalgroup.com
Internet www.artismedicalgroup.com